

NAVBLUE

Navigation Database and Bulletin Delivery Portal

User guide

V22.2.1

Apr 2022

NAVBLUE

AN AIRBUS COMPANY

Getting Started

Introduction

This article shows you how to navigate your way around the NAVBLUE portal used to download your navigation+ database and bulletin.

Logging in for the first time

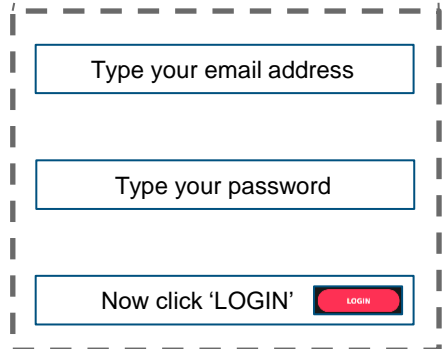
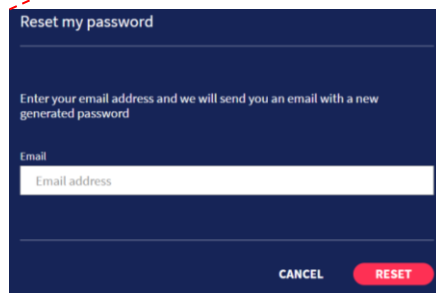

You would have been sent a link to the portal. A reminder of the portal link can be found here <https://delivery.navblue.aero/>

When logging for the first time, please click on the link “FORGOT PASSWORD”, then enter your email address, click “RESET” and you will automatically receive your password.

You can then log in to the portal.

If you did not receive an email, please contact navdatasupport@navblue.aero

If you need to request an account, please send your request to navdatasupport@navblue.aero and provide your First Name / Last Name / Email address / Company name

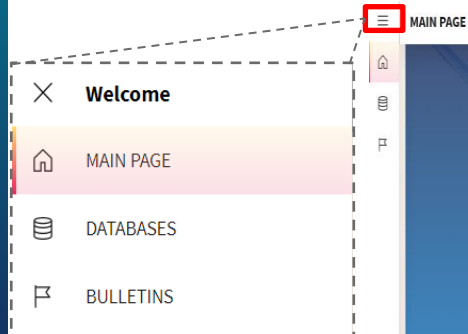


Homepage

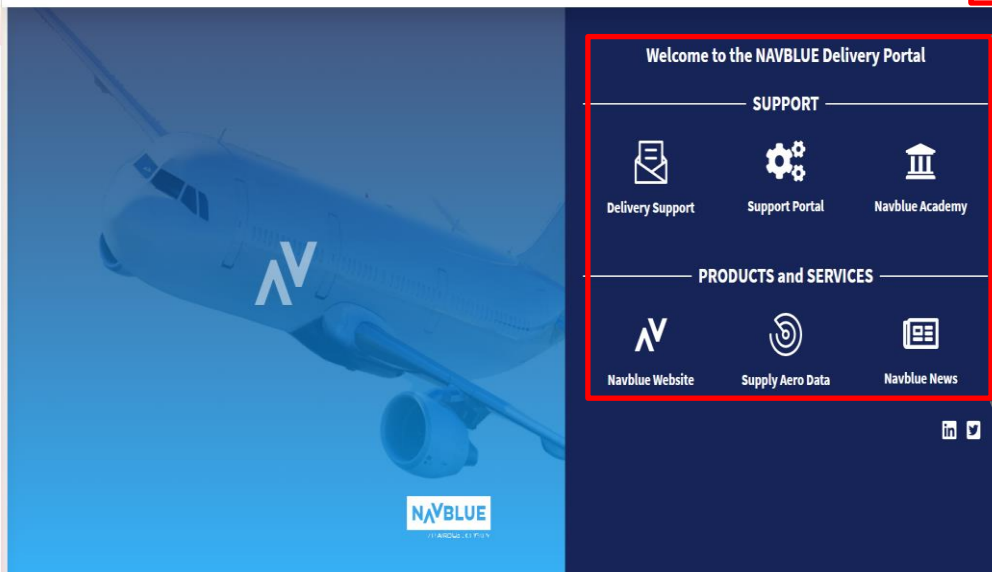
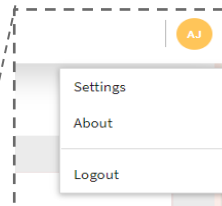
Navigating the Homepage

The main page will appear once log in is successful.

Click on the 3 small lines to expand the side menu



This icon will display your initials. Click the icon to reveal Settings, About and to Logout




- NAVBLUE NAV+ Delivery Team email for database support
- NAVBLUE Support Portal to raise Freshdesk tickets
- NAVBLUE Academy for e-learning material
- NAVBLUE website for access to all products
- NAVBLUE Supply Aero Data solutions for access to NAV+
- NAVBLUE News for the latest NAVBLUE updates
- Explore and follow NAVBLUE on LinkedIn and Twitter

Explore other products and training material by clicking on the support and product and services links.

Databases

Retrieving your Database

Navigate to your database by clicking on the  icon on the left-hand side of the page. All the databases associated with your account will be visible. To download the database, click [DOWNLOAD DATABASE](#). The database will remain in the active database list for two AIRAC cycles. It will then be automatically moved to the inactive list.

Inactive databases will be those which have expired or have a status of on-hold. These will not be downloadable.

DATABASES

ACTIVE DATABASES

Database Type	Database Identifier	AIRAC Cycle	Version	Effectivity Start Date	Effectivity End Date	Database	Extra Files
GE	BAL1	2104	5	2021-04-22	2021-05-19	DOWNLOAD DATABASE	N/A
CMC	BAL3	2105	1	2021-05-20	2021-06-16	DOWNLOAD DATABASE	N/A
CMC	BAL3	2106	2	2021-06-17	2021-07-14	DOWNLOAD DATABASE	N/A
UNL	BAL2	2105	1	2021-05-20	2021-06-16	DOWNLOAD DATABASE	N/A

INACTIVE DATABASES

Database Type	Database Identifier	AIRAC Cycle	Version	Effectivity Start Date	Effectivity End Date	Database Status
No Data						

Database Type Will show the type of the database

Database Identifier The unique database identifier

AIRAC Cycle The AIRAC cycle the database has been generated for

Version The database version (in case of multiple deliveries)

Effectivity Start Date The start date of the AIRAC cycle

Effectivity End Date The final date of the AIRAC cycle


Database The downloadable version of the database

Extra Files Downloadable additional files to complement your database

If you have any issues or queries, please contact navdatasupport@navblue.aero

Bulletins

Retrieve BULLETINS

The bulletins will be automatically filtered based on your region selection in your customer settings. Navigate to your bulletins by clicking on the  icon on the left-hand side of the page. To retrieve the bulletin, click on [VIEW](#) or on [DOWNLOAD](#)

Active bulletins will automatically be moved to the expired list when they are no longer relevant. They will then remain in the Expired bulletins list for one full AIRAC cycle, and finally be archived.

×

Welcome

🏠

MAIN PAGE

📋

DATABASES

🚩

BULLETINS

ACTIVE BULLETINS

NAVBLUE Reference ↕	Published Date	Expiry Date	Bulletin Type ↕	Country ↕	Data Type ↕	Bulletin Subject ↕	Bulletin PDF
2204-01N	21/04/2022	19/05/2022	Notification	Spain	Procedures	Barcelona (LEBL) STAR BISBA 1W Altitude restrictions	DOWNLOAD VIEW
2204-01E	21/04/2022	19/05/2022	Error	Canada	Procedures	KELOWNA (CYLW) Terminal waypoint GABOT used on RNAV approach incorrect coordinates	DOWNLOAD VIEW
2204-02E	21/04/2022	19/05/2022	Error	Sweden	Procedures	STOCKHOLM ARLANDA (ESSA) - APPROACH LOC 01R	DOWNLOAD VIEW
2204-10L	14/04/2022	19/05/2022	Late Source	Vietnam	Aerodromes	HAI PHONG / CAT BI INTERNATIONAL (VVC)	DOWNLOAD VIEW
2204-12L	14/04/2022	19/05/2022	Late Source	Romania	Aerodromes	BANEASA -AUREL VLAICU (LRBS)	DOWNLOAD VIEW

EXPIRED BULLETINS

NAVBLUE Reference ↕	Published Date	Expiry Date	Bulletin Type ↕	Country ↕	Data Type ↕	Bulletin Subject ↕	Bulletin PDF
2204-04L	13/04/2022	14/04/2022	Late Source	Senegal	Procedures	Senegal OUAGADOUGOU (DFFD)	DOWNLOAD VIEW

NAVBLUE Reference ↕

Unique sequence to help you identify the type and number of bulletin and which AIRAC date it is raised for

Published Date ↕

The date the bulletin was published on

Expiry Date ↕

The date the bulletin will/has expired on

Bulletin Type ↕

Bulletin Type (see next slide)

Country ↕

Bulletin Country

Data Type ↕

Type of Data impacted by the Bulletin (Airport / Enroute / Procedures)

Bulletin Subject ↕

Bulletin Summary

Bulletin PDF

The downloadable version of the bulletin

If you require an archived bulletin, reach out to the delivery support team who will be able to retrieve it for you. Remember to let them know what the NAVBLUE reference number is.

Bulletins

UNDERSTAND NAVBLUE BULLETIN REFERENCE

- First 4 numbers – AIRAC cycle date followed by dash
- Second 2 numbers represent how many bulletins for that type have been raised so far during this cycle
- The letter at the end corresponds to the bulletin type:
 - L = Late Source
 - E = Error
 - N = Notification
 - R = Received on time not included (ROTN)
 - O = Omitted

NAVBBLUE Reference Example : 1701-05L

This bulletin was raised in AIRAC cycle 1701 and was the 5th Late Source bulletin to be raised in that cycle

Settings

To open the Settings, click on the icon displaying your initials in the top right-hand corner of the screen. This will bring up a drop-down menu where you can click on Settings. The below screenshot is an example of what you will see.

Customer settings

As default, all Regions will be selected. These region selections control the filtering of the bulletins. You can select and de-select individual regions based on your preference for bulletins. For example, if you unselect AFR you will not receive any bulletin which has been raised for the African region.

The screenshot displays the 'Settings' interface. On the left, a vertical sidebar contains a 'BACK TO APP' button, a 'My account' link with a user icon, and a 'Settings' button highlighted with a dashed box. A dashed line connects the 'Settings' button to the main content area. The main content area is titled 'BULLETINS' and features a 'Bulletin Settings' section highlighted with a red box. This section includes a 'Customer name' field with the value 'Air Test' and a 'Regions' section with a list of regions: AFR, CAN, EEU, EUR, LAM, MES, PAC, SAM, SPA, and USA. Each region has a checked checkbox. Below the 'Bulletin Settings' section is a 'Profile settings' section with input fields for 'First name' (Test), 'Name' (Customer), and 'Email' (test.customer@navblue.aero). The interface also includes 'CANCEL' and 'SAVE' buttons at the top right of the main content area.

BACK TO APP

My account

Settings

About

Logout

BULLETINS

Bulletin Settings

Customer name

Air Test

Regions

☒ AFR ☒ CAN ☒ EEU ☒ EUR ☒ LAM ☒ MES ☒ PAC ☒ SAM ☒ SPA ☒ USA

Profile settings

First name

Test

Name

Customer

Email

test.customer@navblue.aero

CANCEL SAVE

CANCEL SAVE

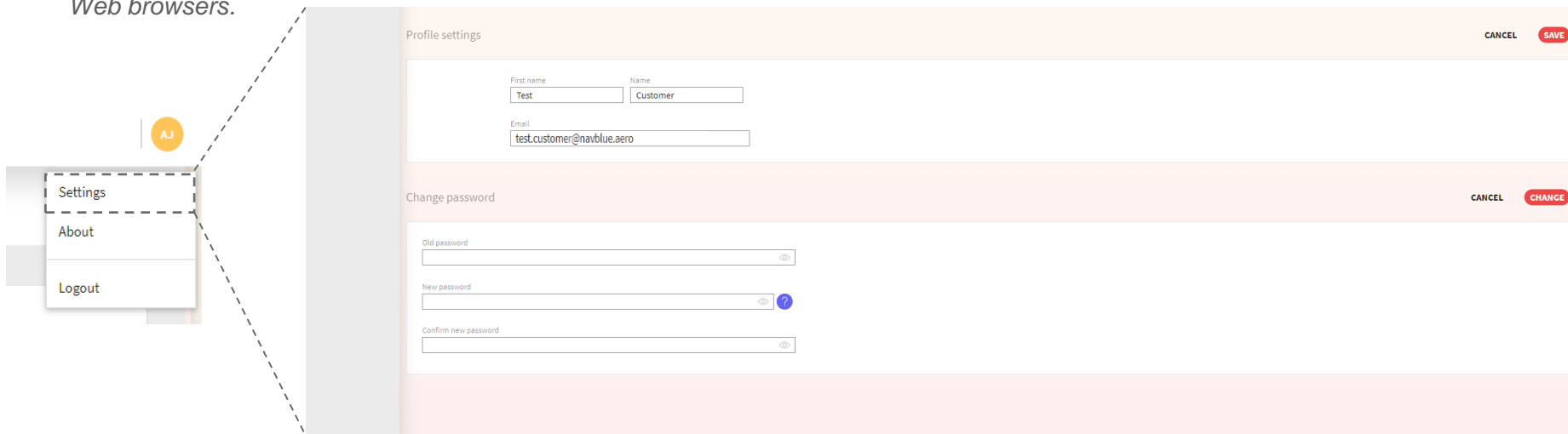
Settings

Profile settings & Change password

Here you can change your name and your password.

Remember to ensure your password follows the criteria:

- At least 8 characters—the more characters, the better.
- A mixture of both uppercase and lowercase letters.
- A mixture of letters and numbers.
- Inclusion of at least one special character, e.g., ! @ # ?] . *Note: do not use < or > in your password, as both can cause problems in Web browsers.*



The screenshot displays a user interface for settings. On the left, a sidebar contains a yellow circular profile icon with the initials 'AJ' and a menu with 'Settings', 'About', and 'Logout'. The 'Settings' menu item is highlighted with a dashed box, and a dashed line connects it to the main content area. The main content area is divided into two sections: 'Profile settings' and 'Change password'. The 'Profile settings' section has a title bar with 'CANCEL' and 'SAVE' buttons. It contains three input fields: 'First name' (with 'Test' entered), 'Name' (with 'Customer' entered), and 'Email' (with 'test.customer@navblue.aero' entered). The 'Change password' section also has a title bar with 'CANCEL' and 'CHANGE' buttons. It contains three input fields: 'Old password', 'New password' (with a blue question mark icon to its right), and 'Confirm new password'. Each input field has a small eye icon for toggling visibility.

If you have any issues or queries, please contact:
navdatasupport@navblue.aero

© AIRBUS S.A.S. ALL RIGHTS RESERVED. CONFIDENTIAL AND PROPRIETARY DOCUMENT. THIS DOCUMENT AND ALL INFORMATION CONTAINED HEREIN IS THE SOLE PROPERTY OF AIRBUS. NO INTELLECTUAL PROPERTY RIGHTS ARE GRANTED BY THE DELIVERY OF THIS DOCUMENT OR THE DISCLOSURE OF ITS CONTENT. THIS DOCUMENT SHALL NOT BE REPRODUCED OR DISCLOSED TO A THIRD PARTY WITHOUT THE EXPRESS WRITTEN CONSENT OF AIRBUS S.A.S. THIS DOCUMENT AND ITS CONTENT SHALL NOT BE USED FOR ANY PURPOSE OTHER THAN THAT FOR WHICH IT IS SUPPLIED. THE STATEMENTS MADE HEREIN DO NOT CONSTITUTE AN OFFER. THEY ARE BASED ON THE MENTIONED ASSUMPTIONS AND ARE EXPRESSED IN GOOD FAITH. WHERE THE SUPPORTING GROUNDS FOR THESE STATEMENTS ARE NOT SHOWN, AIRBUS S.A.S. WILL BE PLEASED TO EXPLAIN THE BASIS THEREOF. AIRBUS, ITS LOGO, A300, A310, A318, A319, A320, A321, A330, A340, A350, A380, A400M ARE REGISTERED TRADEMARKS.

NAVBLUE

AN AIRBUS COMPANY

